


SERIES LB-5500

.....

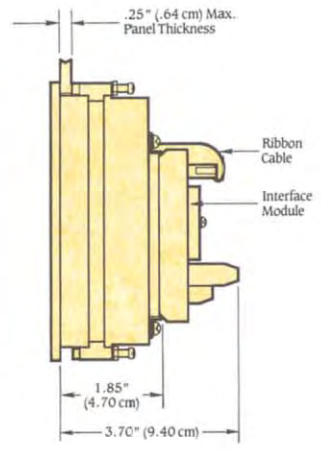
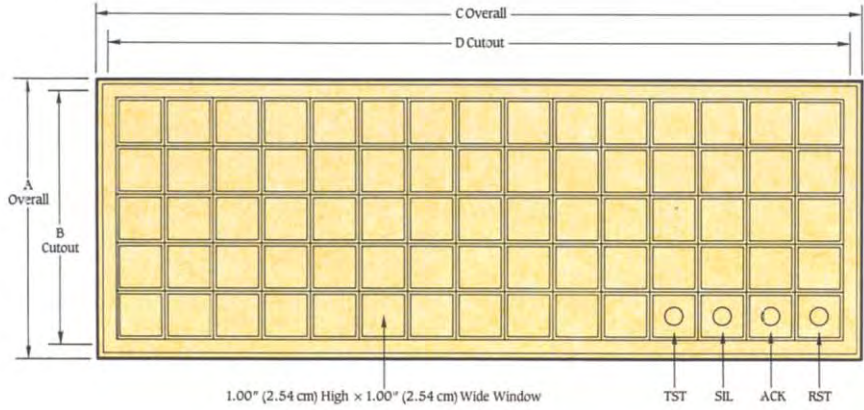
NEW

The Series LB-5500 compact high density LED Window Display Cabinet is factory assembled from cabinet modules which are 5 windows high by 5 windows wide (25 windows per module). Each window measures 1 inch square and may be custom engraved. The LED window indicators are available in red, orange, chartreuse or green. The cabinet modules are provided with rear mounted compression-type terminals or may be factory wired to multipin connectors. For extreme reduced depth applications, the rear interface module may be mounted remotely and connected to the cabinet via extended length ribbon cables (optional).



SPECIFICATIONS

Standard Voltages: LEDs 24 Vdc.
Current Requirement per Window: 22 mA @ 24 Vdc.
Cabinet Size: Any number of modules high and wide. Special cabinet sizes are also available. Consult factory.
Push-button Modules: Integral push-button modules offered as an option.



| No. of Units | Units High | | Units Wide | |
|--------------|-----------------------|----------------------|-----------------------|----------------------|
| | A—Overall inches (cm) | B—Cutout inches (cm) | C—Overall inches (cm) | D—Cutout inches (cm) |
| 5 | 5.66 (14.38) | 5.31 (14.49) | 5.66 (14.38) | 5.31 (14.49) |
| 10 | 10.66 (27.08) | 10.31 (26.19) | 10.66 (27.08) | 10.31 (26.19) |
| 15 | | | 15.66 (39.78) | 15.31 (38.89) |
| 20 | | | 20.66 (52.48) | 20.31 (51.59) |

To Order:
 ()-()-LB-5500 LED Display Cabinet
 └── Windows Wide
 └── Windows High
 Specify number and location of push buttons required.