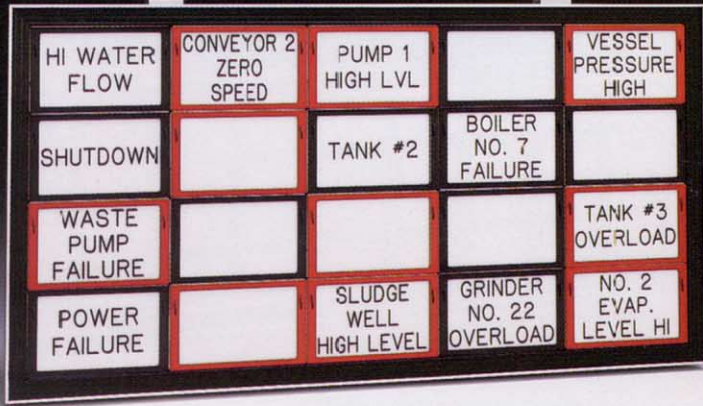


# SERIES LB - 3500

.....



The Series LB-3500 Lamp Cabinets feature a 3 inch by 5 inch window size design to backboard applications where the operator is a considerable distance from the display. The lamp cabinets are factory assembled in any number of windows high or wide. Each window provides screw terminals for external connection or factory wiring to multipin connectors to interface via multiconductor cables to the lamp driver logic. The bezel and nameplate assembly is locked into the lamp module by spring loaded release for relamping from the front. The anodized aluminum bezel is available in black or a variety of colors, holding nameplates which allow up to three lines of 3/4 inch high engraved legends. Standard voltages are 24 Vdc/Vac, 48 Vdc/Vac, 125 Vdc or 115 Vac.

## SPECIFICATIONS

**Standard Voltages:** 24 Vdc/Vac, 48 Vdc/Vac, 125 Vdc, 115 Vac.

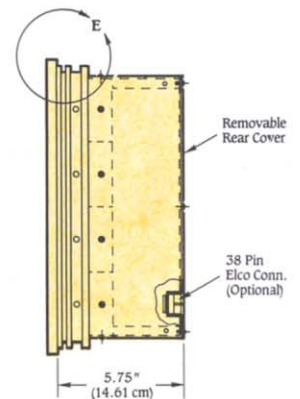
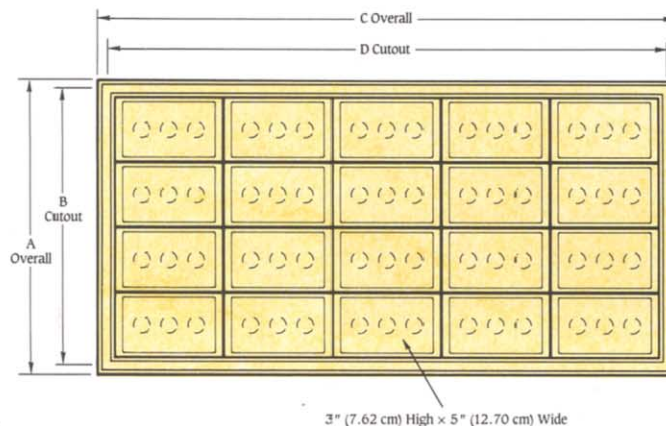
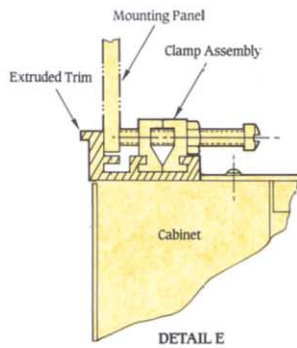
**Cabinet Size:** Any number of windows high and wide. (May exceed the numbers shown in the table below.)

**Lamp Wattage:** Three 2-Watt lamps per window.

**Bezel Colors:** Black, Red, Blue, Green, White.

**Lenses:** Sandwich type lenses available.

**Push-button Modules:** Integral push-button modules offered as an option.



### To Order:

( )-( )-LB-3500-( )

- 24=24Vdc/Vac
- 48=48 Vdc/Vac
- 115=115 Vac
- 125=125 Vdc
- Windows Wide
- Windows High

Specify bezel colors, sandwich lenses and rear mounted connectors. Specify number and location of push buttons required.

No. of Windows	Windows High		Windows Wide		No. of Windows	Windows High		Windows Wide	
	A—Overall inches (cm)	B—Cutout inches (cm)	C—Overall inches (cm)	D—Cutout inches (cm)		A—Overall inches (cm)	B—Cutout inches (cm)	C—Overall inches (cm)	D—Cutout inches (cm)
1	4.50 (11.43)	3.87 (9.83)	6.50 (16.51)	5.87 (14.91)	5	16.50 (41.91)	15.87 (40.31)	26.50 (67.31)	25.87 (65.71)
2	7.50 (19.05)	6.87 (17.45)	11.50 (29.21)	10.87 (27.61)	6	19.50 (49.53)	18.87 (47.93)	31.50 (80.01)	30.87 (78.41)
3	10.50 (26.67)	9.87 (25.07)	16.50 (41.91)	15.87 (40.31)	7	22.50 (57.15)	21.87 (55.55)	36.50 (92.71)	35.87 (91.11)
4	13.50 (34.29)	12.87 (32.69)	21.50 (54.61)	20.87 (53.01)	8	25.50 (64.77)	24.87 (63.17)	41.50 (105.41)	40.87 (103.81)